

1.General

These fuse holders are supporters for fuses with size up to 22\*58mm. They are capable of working under hear cased by rated current and expected short impacting current up to 100kA. It can also function as a fuse disconnecting switch by multi-phase combination. There are two in/out lines at the RT18N fuse base, providing a power cut function. The RT18L type has a safety lock to lock the fuse carrier when disconnected to avoid wrong operation; it can also be equipped with an indicator, which goes on when the fuse links breaks. Rated insulate voltage up to 690V; Working frequency 50Hz AC; Conventional free air thermal current up to 125A; Compliant with GB13539.1, GB13539, GB13539.6, GB14048.3 and IEC60269-1, IEC60269-2, IEC60269-2-1, IEC947-3.



2.Design Features

After the plastic-injected case is equipped with contacts and fuse links, the bases are forms by welding or riveting both capable of being multi-phase structured. RT19 are open-structure, and others are semi-concealed structure. There are five fuse sizes available to choose from for the same fuse base of RT18N、RT18B、and RT18C. There are two sets of in-out lines for RT18N. One is installed with fuse links of the according size. The other is a permanent open contacts with double breaking points. The whole base unit can cut the power. RT18 bases are all DIN rail installed, among which the RT18L is equipped with safety lock against wrong operation in the breaking state.

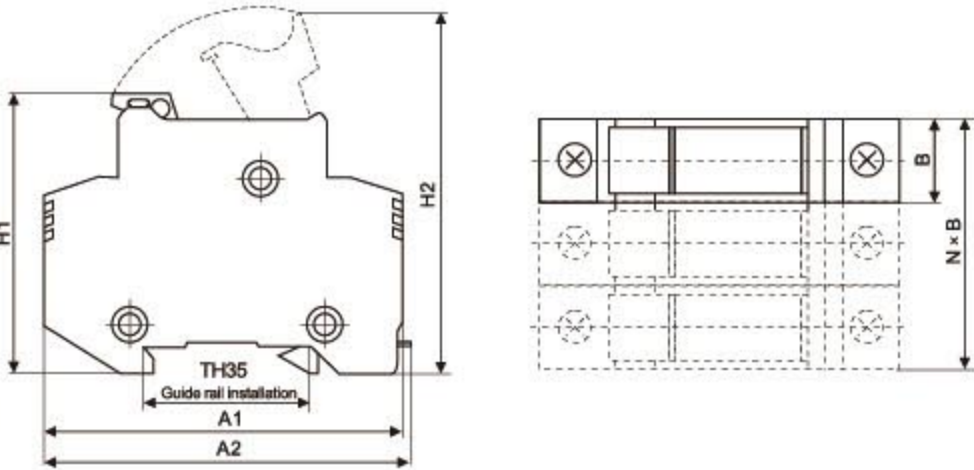
3.Specifications

Basic Data

The models, rated insulate voltage, rated current, and dimensions are shown in Figure 4.1~4.2.

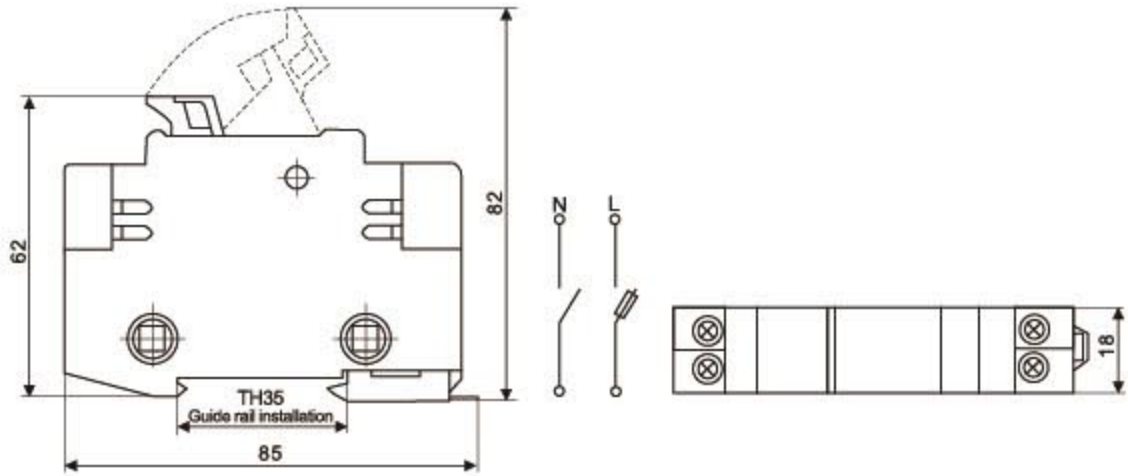
Dimension

NO.	Model of product	Applicable fuse link size	Rated insulation voltage	Rated current(A)	Weight (g)	Drawing No.	Overall dimension(mm)				
							A <sub>1</sub>	A <sub>2</sub>	B	H <sub>1</sub>	H <sub>2</sub>
12233	RT18-32(X)	10×38	500	32	59	4.1	79	81	18	61	80
12234	RT18B-10	8.5×23	500	10	59	4.1	80	82	18	60	78
12235	RT18B-16	10×25.8	500	16	59	4.1	80	82	18	60	78
12236	RT18B-20	8.5×31.5	500	20	59	4.1	80	82	18	60	78
12237	RT18B-25	10×31.5	500	25	59	4.1	80	82	18	60	78
12238	RT18B-32	10×38	500	32	59	4.1	80	82	18	60	78
12239	RT18C-10	8.5×23	500	10	56	4.1	77	78	18	62	81
12240	RT18C-16	10×25.8	500	16	56	4.1	77	78	18	62	81
12241	RT18C-20	8.5×31.5	500	20	56	4.1	77	78	18	62	81
12242	RT18C-25	10×31.5	500	25	56	4.1	77	78	18	62	81
12243	RT18C-32	10×38	500	32	56	4.1	77	78	18	62	81
12244	RT18M-32	10×38	500	32	56	4.1	78	78	18	60	80
12245	HG30-32	10×38	500	32	57	4.1	78	80	18	73	88
12246	RT18-63(X)	14×51	500	63	192	4.1	103	105	27	80	110



Drawing 4.1

NO.	Model of product	Applicable fuse link size	Rated insulation voltage	Rated current(A)	Weight (g)	Drawing No.	Overall dimension(mm)
12247	RT18N-10	8.5×23	500	10	70	4.2	Refer to drawing 4.2 for detailed data
12248	RT18N-16	10×25.8	500	16	62	4.2	Refer to drawing 4.2 for detailed data
12249	RT18N-20	8.5×31.5	500	20	63	4.2	Refer to drawing 4.2 for detailed data
12250	RT18N-25	10×31.5	500	25	62	4.2	Refer to drawing 4.2 for detailed data
12251	RT18N-32	10×38	500	32	62	4.2	Refer to drawing 4.2 for detailed data



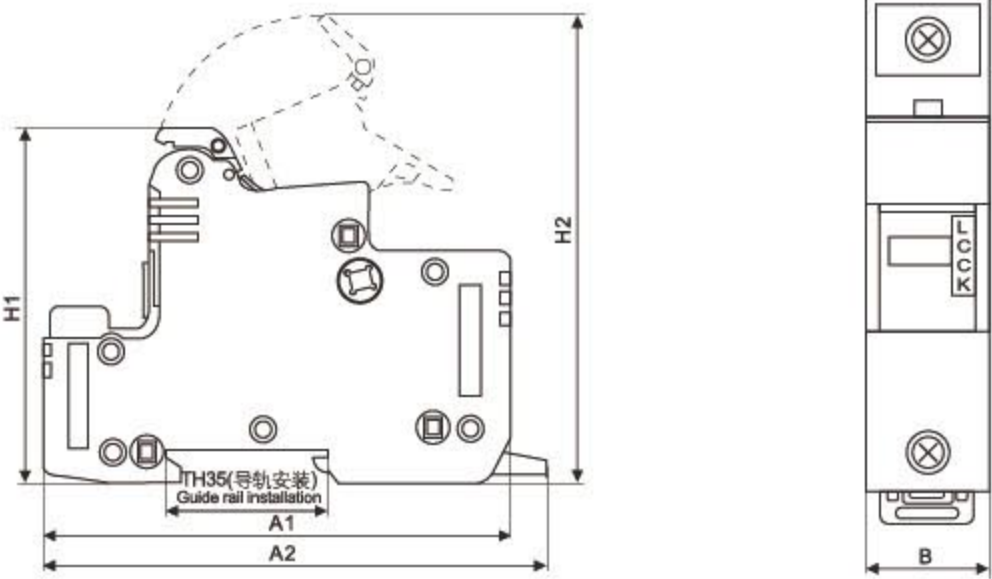
Drawing 4.2



RT18  
Low Voltage Fuse Holder

Basic Data

NO.	Model of product	Applicable fuse link size	Rated insulation voltage	Rated current(A)	Overall dimension(mm)				
					A <sub>1</sub>	A <sub>2</sub>	B	H <sub>1</sub>	H <sub>2</sub>
18071	RT18L-63	14×51	690	63	108	115	27	78	100
18071-1	RT18L-125	22×58	690	125	126	134	36	78	104



4.Order Note

Following items should be marked when ordering	Ordering sample
Product name and model	To order EBS1TR thermal relay, rated current is 25A, setting current
Rated current	range is 18A, quantity is 1000 pieces, should be marked:
Setting current range	Thermal relay EBS1TR-25/18 1000pcs
Quantity	